

OLIMP

Ductless
rooftop unit






5 000 – 8 000



AVAILABLE UNIT
SIZES

2



ROOFTOP
INSTALLATION

OLIMP

General information

The OLIMP air handling unit is a ductless ventilation unit with heating and cooling options. The unit is equipped with a high-efficiency cross-flow heat exchanger for heat recovery. The product line includes two basic sizes, covering airflow ranges of 5,000 and 8,000 m³/h. The OLIMP air handling unit does not require the installation of air distribution ducts. The unit consists of an outdoor unit installed on the roof and an indoor unit located under the ceiling.

The OLIMP unit is designed for use in ventilation systems for large-volume buildings, including shopping and logistics centers, sports and entertainment facilities, office buildings, and production and warehouse halls.

Technical specification

- 2 basic unit sizes
- Outdoor (rooftop) installation
- Airflow from 5,000 to 8,000 m³/h
- Supply and exhaust unit with heat recovery in the form of a high-efficiency cross-flow exchanger
- Outside air intake with droplet eliminator
- Water, electric, or gas heater
- Casing and finishing elements made of weather- and corrosion-resistant sheet metal
- Ductless air distribution system
- High separation of supply and exhaust air flows
- G4, M5 pocket filters
- Removable cover plates (for easier operation and servicing of the unit)
- The units are equipped with a complete automation system controlling the operation of fans, water heaters, air dampers, and swirl diffusers
- EcoDesign 2018 compliant

Application

- Industrial and production halls
- Commercial facilities: office buildings, hotels
- Public institutions and facilities
- Recreation and sports centers



Size chart

Unit type	A	B	A1	A2			A3	A4	C	E	F	WEIGHT A1	WEIGHT A2+A3 +A4
			H	M	N	L2	L3	L4					
	[mm]											[kg]	
BD-RP -5	2300	1140	1850	1185	415	850	250	600	1660	985	800	670	238
	2890	1470	2220	555	445	1000	250	650	1890	1285	1100	1100	259

Technical data

PARAMETER	UNIT	OLIMP BD-RP-5-ECO	OLIMP BD-RP-8-ECO
Nominal airflow (supply/exhaust)	m³/h	5000	8000
Max. heating air throw (ΔT=15K)	m	9	8,8
Max. cooling air throw (ΔT=10K)	m	5,5	5,6
Min. distance from the wall	m	5	6,5
Min. distance between diffusers	m	9,5	13
Fan motor supply voltage	V	400	
Rated power of supply fan motors*	kW	2,5	3,5
Rated power of exhaust fan motors*	kW	2,5	3,5
Max. heating coil capacity (2R) at water temp. 80/60°C and air inlet temp. 0°C	kW	50	77
Max. water flow rate	m³/h	2,1	3,3
Water pressure drop across the heating coil at max. capacity	kPa	7,83	5,3

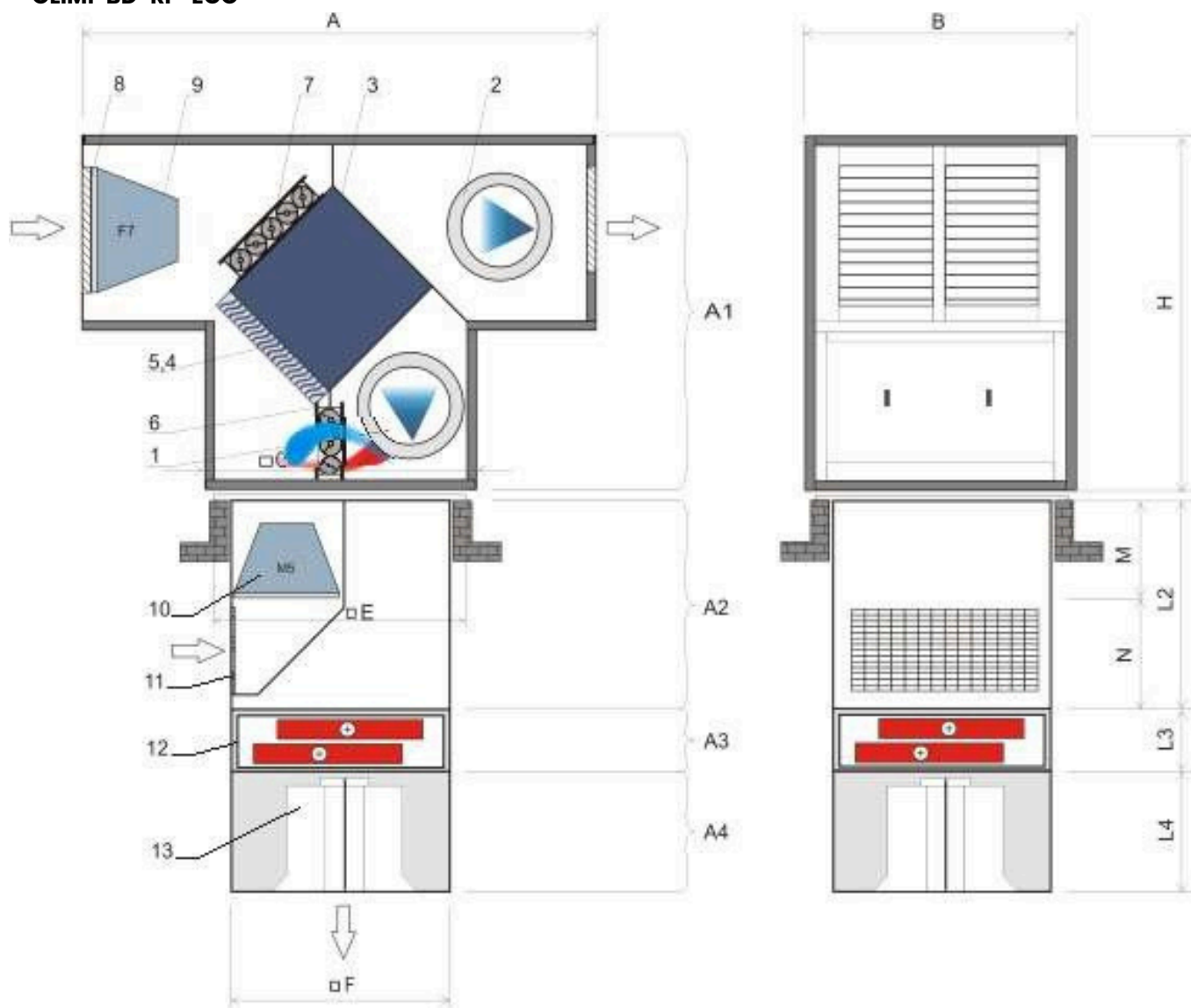
Cooling coil (2R) performance: at air inlet conditions 32°C / 45% RH and chilled water temp. 6/12°C, the leaving air temperature reaches:

°C

23

Dimensional drawing

OLIMP BD-RP-ECO



Discover the full capabilities of the unit

with VBW Engineering proprietary automation



The proprietary VBW Engineering automation system provides full control over the unit operation and enables integration with building management systems.








We provide support in installation, cabling, selection of automation components and power/control switchgear.

If you expect more...

PREMIUM+ automation extends the capabilities of the standard control system with functions tailored to the requirements of the facility and the operating mode of the installation.

Discover the full potential of your unit

PREMIUM+ Automation

-  Full control over the unit
-  Optimization of operation and operating costs
-  Integration of units cooperating with air handling units
-  Individual graphics based on building design documentation
-  Intelligent energy management systems
-  Internet access from anywhere in the world
-  Integration with Smart Home systems

*additional options available during unit selection.

Air tailored to **your** needs



+48 (58) 629 65 65



export@vbw.pl



ul. Chwaszczyńska 133D
81-571 Gdynia



www.vbw.pl